



### District Report Card: 2017


<b>State:</b> Rajasthan	<b>District:</b> Jhalawar
<b>Class:</b> 8	<b>Subject:</b> Language
<b>Schools:</b> 50	<b>Students:</b> 1122


### Participation/Coverage


#### Students

 GENDER	Boys		Girls	
	Number	%	Number	%
	586	52.23	536	47.77

 AREA	Rural		Urban	
	Number	%	Number	%
	1034	92.16	88	7.84

 CATEGORY	SC		ST		OBC		GEN	
	Number	%	Number	%	Number	%	Number	%
	202	18.00	202	18.00	629	56.06	89	7.93

 CWSN	LD	VI	HI	S&LD	ID	Oth
	3	1	0	1	2	24

 Management	Government		Government-aided	
	Number	%	Number	%
	1122	100.00	0	0.00

### Average Performance of Students in Language (%)

Overall	Gender		Area		Management		Social Group			
	Male	Female	Rural	Urban	Govt.	Aided	SC	ST	OBC	GEN
67.88	69.51	66.11	68.56	60.00	67.88	0.00	66.20	65.91	68.50	71.84

### Performance on Learning Outcomes (LOs)

Learning Outcomes	Description	Average Performance(%)
L813	Read textual/non-textual materials with comprehension and identifies the details, characters, main idea and sequence of ideas and events while reading	67.88

Range of Performance of Students who Answered Correctly							
Below 30%		30% - 50%		50% - 75%		Above 75%	
Number	%	Number	%	Number	%	Number	%
69	6.15	147	13.10	442	39.39	464	41.35

### Lowest Performing Learning Outcomes (LOs)

1 - Read textual/non-textual materials with comprehension and identifies the details, characters, main idea and sequence of ideas and events while reading (67.88)